

# Get sick a little

John Swofford

$\text{♩} = 90$


Voice


Get sick a lit-tle-


Grand Piano

Guitar


T	4	0	5-1	4	0	5-1	4
A	4		3			3	
B	4	3			3		


Vo.  call it ex - pe - ri - ence Think of the dou -

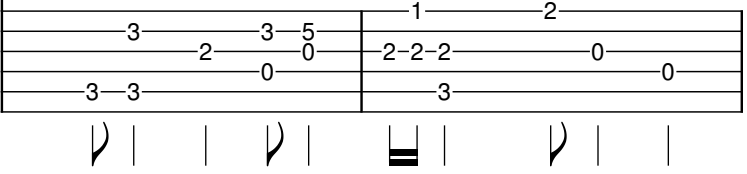
Pno. 

Guit. 

The first system of music includes a vocal line, a piano accompaniment, and a guitar fretboard diagram. The vocal line is in treble clef and contains the lyrics "call it ex - pe - ri - ence Think of the dou -". The piano accompaniment consists of two staves, treble and bass clef. The guitar part is shown as a fretboard diagram with six strings and two measures of fretting: the first measure has frets 1, 2, 3, 5, 3, 0 on strings 1-6 respectively; the second measure has frets 2, 4, 4, 3, 0, 0 on strings 1-6 respectively.

Vo.  -ble take the bud - dah makes when

Pno. 

Guit. 

The second system of music includes a vocal line, a piano accompaniment, and a guitar fretboard diagram. The vocal line is in treble clef and contains the lyrics "-ble take the bud - dah makes when". The piano accompaniment consists of two staves, treble and bass clef. The guitar part is shown as a fretboard diagram with six strings and two measures of fretting: the first measure has frets 3, 2, 3, 5, 0, 0 on strings 1-6 respectively; the second measure has frets 1, 2, 2, 2, 0, 0 on strings 1-6 respectively.

Vo.  he sees you hat - ing on parts of

Pno. 

Guit.   
 2 5 3 3 2 5 3  
 0 2 4 0 2 0 3  
 3 3 3



Vo.  your self;

Pno. 

Guit.   
 2 5 3 3 2 5 3  
 0 2 4 0 2 0 3  
 3 3 3



Vo. comes out when you're drunk

Pno.

Guit.

2 0 5 2 3 4 3

Vo. Who would have thank you'd

Pno.

Guit.

3 2 5 3 0 2 0 3 3 3

Vo. be mak-ing mu-sic with - out his

Pno.

Guit.

Vo. help; when all you can see is vit -

Pno.


Guit.


Vo. 


Pno. 


Guit. 





Vo. 

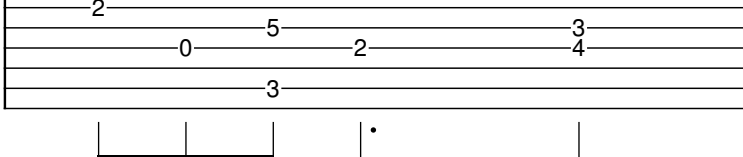
Pno. 

Guit. 




Vo.  stage; but, hey, you'll come out

Pno. 

Guit. 

2 0 5 2 3 4 3



Vo.  on top stron-ger than most for eat-ing

Pno. 

Guit. 

3 2 5 3 2 0 5 2 3 0 2 4 3 3 3






Vo.  Get sick a lit-tle- call it ex - pe-ri-

Pno. 


Guit.   
 3 2 5 3 0 5 1 0 3 4  
 0 2 0 3 0 3 3 3





Vo.  -ence Think of the dou - ble take the

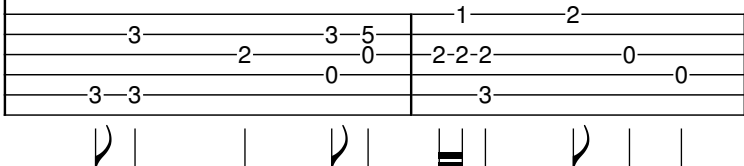
Pno. 

Guit.   
 1 5 3 3  
 0 0 3 2 4 4  
 3 3 3 2




Vo.  bud - dah makes when he sees you hat -

Pno. 

Guit. 

3 2 3 5 | 1 2  
0 0 2-2-2 0 0  
3 3 0 3



Vo.  -ing on parts of your self;

Pno. 

Guit. 

2 3 2 5 3 | 3 2 5 3  
0 2 4 0 2 0 3  
3 3 3



Vo. Well, you look clue-less

Pno.


Guit.

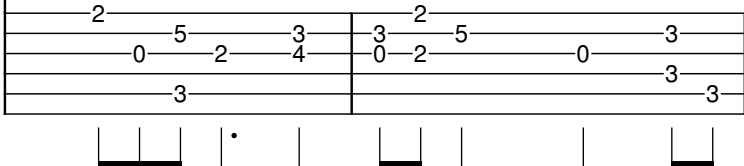
Vo. and ang-ry A product of the times Be-dev -

Pno.


Guit.


Vo.  - il his rac - ism and himself, you


Pno. 

Guit. 

The guitar part for the first system consists of two measures. The first measure has a 2 on the first string, a 0 on the second, a 5 on the third, a 2 on the fourth, and a 3 on the fifth. The second measure has a 3 on the first, a 0 on the second, a 2 on the third, a 5 on the fourth, and a 3 on the fifth. There are also 3s on the third and fifth strings in the second measure.

Vo.  must wait for him to grow out Cruel

Pno. 

Guit. 

The guitar part for the second system consists of two measures. The first measure has a 0 on the first string, a 5 on the second, a 1 on the third, a 3 on the fourth, and a 4 on the fifth. The second measure has a 1 on the first, a 5 on the second, a 0 on the third, and a 3 on the fourth. There are also 3s on the second and third strings in the second measure.

Vo.

Pno.

Guit.

2 4 4 3 | 3 2 3 5 | 0 0 3 3

Vo.

Pno.

Guit.


1 2 | 2 5 3 | 2 2 2 0 0 | 0 5 2 4 | 3 0 3


Vo.  going, sadly, to sur-vive- I shan't pierce my

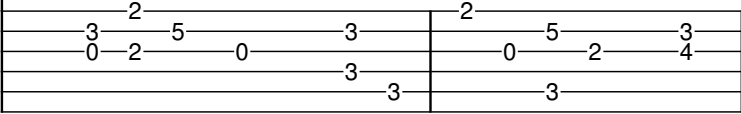
Pno. 


Guit.   
 3 2 5 3 2 5 3 4  
 0 2 0 3 0 2 3 4  
 3 3 3



Vo.  lord's side with vin - eg-ar and ash,

Pno. 

Guit.   
 3 2 5 3 2 5 3 4  
 0 2 0 3 0 2 3 4  
 3 3 3





Vo.  he's hav-ing trou-ble breath-ing, where did you

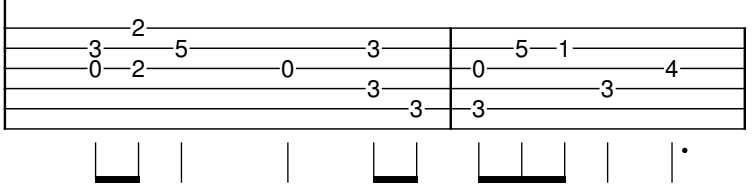
Pno. 

Guit. 

The first system of music features a vocal line with lyrics, piano accompaniment, and guitar accompaniment. The guitar part includes a fretboard diagram with fingerings: 3-0-2-5-0-3-3 in the first measure and 2-0-5-2-3-3 in the second measure.

Vo.  hide your stash?

Pno. 

Guit. 

The second system of music continues with a vocal line, piano accompaniment, and guitar accompaniment. The guitar part includes a fretboard diagram with fingerings: 3-0-2-5-0-3-3 in the first measure and 2-0-5-1-3-4-3 in the second measure.

Vo.

Pno.

Guit.

Vo.

Pno.

Guit.

Vo.  bud - dah makes when he sees you hat -

Pno. 

Guit. 

Detailed description of the first system: The vocal line consists of two measures. The first measure contains the notes G4, A4, B4, and C5. The second measure contains the notes D5, C5, B4, and A4. The piano accompaniment features a treble clef with a melody of eighth and quarter notes, and a bass clef with a bass line of eighth and quarter notes. The guitar part is shown as a fretboard diagram with six strings and a key signature of one sharp (F#). The first measure has fret numbers 1, 2, 3, 3, 5, 0. The second measure has fret numbers 2, 4, 3, 4, 3, 0.

Vo.  -ing on parts of your self;

Pno. 

Guit. 

Detailed description of the second system: The vocal line consists of two measures. The first measure contains the notes G4, A4, B4, and C5. The second measure contains the notes D5, C5, B4, and A4. The piano accompaniment features a treble clef with a melody of eighth and quarter notes, and a bass clef with a bass line of eighth and quarter notes. The guitar part is shown as a fretboard diagram with six strings and a key signature of one sharp (F#). The first measure has fret numbers 3, 2, 3, 5, 3, 0. The second measure has fret numbers 1, 2, 2, 2, 0, 0.

Vo. Tell me, am I go -


Pno.


Guit.

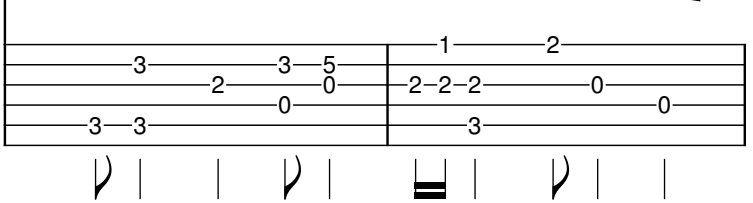
Vo. -ing to heav - en? My at - torn-ey - gen-er -

Pno.

Guit.

Vo.  -al is as - leep at the wheel;

Pno. 

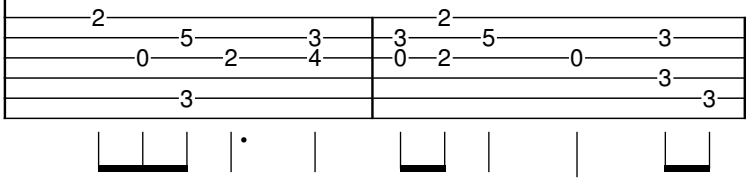
Guit. 



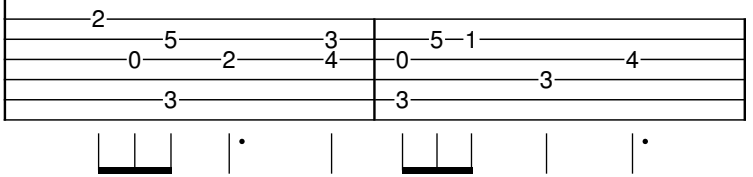
Vo.  I can't com-mun - i-cate exactly how,

Pno. 

Guit. 



Vo.   
Pno.   
Guit. 

Vo.   
Pno.   
Guit. 

Vo.  -vi - sio - nist his - tor - ry is ob - scene Now,

Pno. 

Guit.   
 1 5 | 4 3  
 2 0 3 | 2 4 4  
 3 3 | 2 3



Vo.  what I should've been do - ing all

Pno. 

Guit.   
 3 2 3 5 | 1 2  
 3 0 0 | 2 2 2 0 0  
 3 3 | 3



Vo. this time, is what I've re-co-vered, and,

Pno.

Guit.

Vo. for that, I am fine

Pno.

Guit.

Vo.



Pno.



Guit.



The guitar part consists of two staves. The top staff shows fingerings for the first two strings: 2, 5, 2, 3 in the first measure and 3, 2, 5, 0, 3 in the second. The bottom staff shows fingerings for the third and fourth strings: 3 in the first measure and 3, 3 in the second. Below the staves are three bar lines with vertical tick marks indicating fret positions.